

The Natural History Museum [Dublin] (Virtual Tour)

CLISTE!

Learning Intentions:

To explore the Natural History Museum by using a virtual portal
To know five new facts about animals in the Natural History Museum
Watch and answer questions on two videos
Design and make an information booklet on an animal of your choice

Checklist for Virtual Tour

- ✓ Web enabled device
- ✓ Pen and paper

Success Criteria

- ✓ Complete all 3 activities
- ✓ Watch both videos in full
- ✓ Read information pages in this lesson
- ✓ Answer questions using full sentences

CLISTE!

My Favourite Animal

Warm up
Activity

1. Write down what your favourite animal is
2. Draw a picture of your animal
3. Why is this your favourite animal? (Give 3 points)
4. Where is your animal from or what country can it be found in?




CLISTE!

Time to Go Virtual!

Activity 1

[3D Virtual Visit - Natural History Museum - Ground Floor](#)

Click Here



You will be brought to the ground floor room in the museum.



Click on the green lollipop stick and watch the 4 minute introduction video

Be ready to answer some questions on next page!!!



[Introduction Video by Nigel Monaghan](#)

CLISTE!



[Introduction Video by Nigel Monaghan](#)

Questions on introduction video

1. How many exhibits are in the museum?
2. What are the big animals that meet you when you arrive into the museum?
3. How wide can the antlers of the animal be?
4. When were the animals dug up by humans?
5. How old is the polar bear in the museum?
6. Give two details about the behaviour of polar bears?
7. How many times was the polar bear shot?
8. Can you find humans in the museum?

CLISTE!

ANIMAL FAMILIES



Read This!

Everything in the Natural History Museum belongs to **The Animal Kingdom**.

As you walk around the Ground Floor (or Irish Room) you might notice that if you choose any case, all the animals in it are similar. The animals in the museum are arranged into taxonomic (tax-on-om-ik) groups known as **Families**. Museums have arranged animals like this for over 150 years!


When a zoologist talks about an animal family they don't mean mum, dad, brothers and sisters – they mean a group of different types of animals that share common characteristics called *taxonomic traits*.

FACT BOX: The study of animals is known as Zoology and a person who studies animals is a Zoologist.



CLISTE!

Activity 2



Go to the birds of Prey case in the Irish room (opposite the deer). In this case you'll see different types of birds of prey- eagles, falcons, owls and an osprey.


All these birds are in this case because they have similar taxonomic traits

i.e. they all have:

- Forward facing eyes
- Sharp beaks where the top overhangs the bottom
- Large talons (claws) on their feet

CLISTE!

Activity 2



Move to the centre of the Ground Floor and find the case with the ducks, geese and swans in the middle of the gallery.



Species from the Family Anatidae, also known as Anatids (a-nat-id-s) are found on every continent except Antarctica, and we have several species that are native to Ireland.

Questions:

1. Write down the names of two birds
2. What features do both these birds have?
3. What are these features used for?

CLISTE!

Time to Go Virtual!



Activity 3

Step 1

[Click Here to Watch video on the Kangaroo by The National Geographic](#)

[3D Virtual Visit - Natural History Museum - 1st Floor](#)



Be ready to answer some questions on next page!!!




Step 2

Click Here

You will be brought to the 1st floor in the museum.

CLISTE!



Step 3

Questions on Kangaroos

(After watching video & finding kangaroos on 2nd floor)

1. Find the kangaroo display in the museum - how many kangaroos can you see?
2. In what country would you find a kangaroos?
3. How many metres can a kangaroo hop?
4. What speed can a kangaroo reach?
5. How tall can a kangaroo get?
6. What do kangaroos eat?
7. What does their tail do for them?
8. What is a small kangaroo called?
9. What gender does a kangaroo first give birth to?

CLISTE!

Extension Activity
Mini-project

Research an animal of your choice:

Make an A4 information booklet

- Draw a picture of your chosen animal
- Give 10 interesting facts
- Write a short history of the animal
- Design a quiz or a crossword on your animal